

APOLLO SUSTAINABLE MULTI ASSET BALANCED

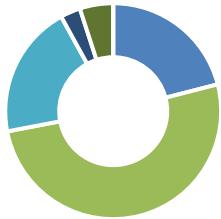
What is ESG?

ESG investing, is the consideration of Environmental, Social and Governance factors alongside financial factors in the investment decision-making process. By viewing a business' operations through these three 'non-financial' lenses, investors aim to find companies that will be rewarded over the long run by leading their sector in these areas, while looking to avoid companies that score poorly within this framework.

PORTFOLIO AIMS

The portfolio aims, over the longer term to provide the potential for a level of return commensurate with that associated with a balanced investment strategy. This is achieved through investments that adopt environmental, sustainable and governance factors in their investment process and demonstrate leadership on these issues in their sector; and avoiding the most controversial sectors (armaments, tobacco, gambling). This is a diversified portfolio with the potential to have exposure to equities, fixed interest, absolute return, private equity, commodities, property, and cash.

ACTUAL ASSET ALLOCATION



Absolute Return	21.0%
Equity	51.0%
Fixed Interest	20.0%
Property	3.0%
Cash	5.0%
Commodities	0.0%

Source: Apollo Multi Asset Management LLP as at 31.01.2026.

PERFORMANCE



A - Apollo Sustainable Balanced Portfolio 26/08/2025 TR [38.44%]
B - ARC Sterling Balanced Asset PCI TR in GB [28.45%]

RISK PROFILE



This portfolio is suitable for investors with a time horizon of over 5 years who are willing to accept investment risk in return for the potential for increased participation in rising investment markets. Consequently, the investor is willing to accept fluctuations in their capital value over the short and medium term.

Target Volatility: 7-10%

BALANCED	MIN	NEUTRAL	MAX
Equities	20%	50%	60%
Absolute Return	0%	30%	40%
Fixed Interest	0%	10%	50%
Property	0%	5%	20%
Commodity	0%	0%	20%
Cash	0%	5%	40%

TOP 10 HOLDINGS

TOP 10 HOLDINGS	%
LF Havelock Global Select I GBP Acc	6.00%
LF Lightman European Fund I GBP Acc	6.00%
Vanguard U.K. Long Duration Gilt Index Fund GBP Acc	5.00%
iShares Eur Govt Bond 15-30yr ETF Eur Dist (IBGL)	5.00%
iShares Eur Govt Bond 7-10yr ETF EUR (Dist) (IBGM)	5.00%
Blackrock Sustainable Strategic Bond Fund Z	5.00%
Polar Capital - EM Stars Fund Class S	4.00%
Baillie Gifford - Responsible Global Equity Income	4.00%
Stewart Investors Asia Pacific Leaders Sustainability B Inc GBP	4.00%
Aberforth Smaller Companies IT	4.00%

COST

COST	%
Investment Management Fee	0.35%
Cost of underlying holdings	0.58%

PORTFOLIO

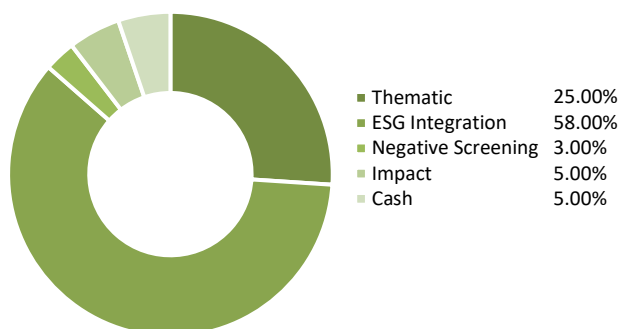
PORTFOLIO	1 Y	3 Y	SINCE LAUNCH	VOLATILITY	ANN RETURN
Apollo Sustainable Multi Asset Balanced	15.28%	18.76%	38.44%	6.53%	5.12%

Source: Financial Express 31.07.2019 to 31.01.2026. Performance for the Apollo Sustainable Multi Asset Balanced is the total return net of underlying fund charges and gross of other fees and is based on Apollo's central Sustainable Balanced portfolio strategy. Actual performance may vary depending on adviser charges, the platform selected and on fund availability.

Please remember that the value of your investment may fall as well as rise and is not guaranteed. You may not get back your initial investment. **Past performance is not an indicator of future performance.** Investment advice should be obtained from an authorized financial advisor. Issued by Apollo Multi Asset Management LLP which is a limited liability partnership registered in England and Wales under registered number OC339180 and is authorized and regulated by the Financial Conduct Authority. Registered office: Chart House, 2 Effingham Road, Reigate, Surrey, RH2 7JN. A list of members is open to inspection at the registered office. **This document is intended for the use of Investment Professionals only and is not for distribution to Retail Clients.**

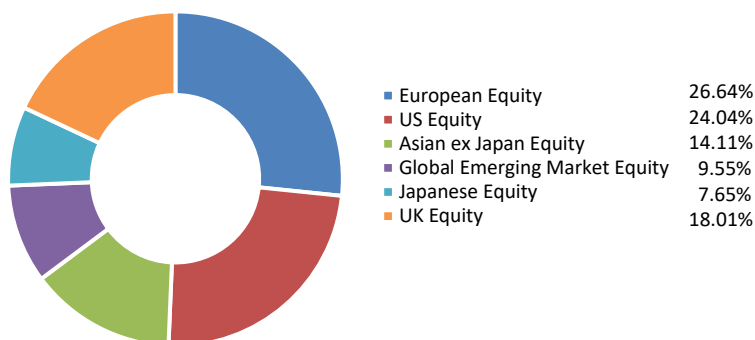


FOUR TYPES OF ESG STRATEGIES



Source: Apollo Multi Asset Management LLP as at 31.01.2026

REGIONAL EQUITY ALLOCATION



Source: Apollo Multi Asset Management LLP as at 31.01.2026

FUND INSIGHT – LIGHTMAN EUROPEAN FUND

What does the fund do:

Driven by the philosophy that value investing typically outperforms over the longer run, the Lightman European fund is a concentrated portfolio of high conviction positions with a strong focus on companies with high free cash flow, low price to book or price to earnings ratios and positive operating momentum. This results in a portfolio that is very cheap when compared to the market but one that has superior growth.

What is the opportunity now:

Not only is the overall European equity market currently cheap when compared to the US market and relative to its own history, but 'value' companies are now the cheapest they have been relative to 'growth' companies within Europe for the last 30 years³. This provides us with a lot of confidence that the manager will be able to build a portfolio, at these current levels, that can significantly outperform over the longer run. The fund currently favours sectors such as energy, materials and telecoms, all of which currently trade at a significant discount to the broader market.

This section is a monthly insight into a specific holding or holdings and does not constitute investment advice. This holding is 6.00% of the total portfolio

Availability

The Apollo Sustainable range of portfolio is available via:

MORNINGSTAR Wealth Platform



This document is intended for the use of Investment Professionals only and is not for distribution to Retail Clients.

Please remember that the value of your investment may fall as well as rise and is not guaranteed. You may not get back your initial investment. Past performance is not an indicator of future performance. Investment advice should be obtained from an authorised financial advisor. Issued by Apollo Multi Asset Management LLP which is a limited liability partnership registered in England and Wales under registered number OC339180 and is authorised and regulated by the Financial Conduct Authority. Registered office: Chart House, 2 Effingham Road, Reigate, Surrey, RH2 7JN. A list of members is open to inspection at the registered office.