


APOLLO STELLAR HORIZON GROWTH PORTFOLIO

MARCH 2026

PORTFOLIO OBJECTIVE AND INVESTMENT POLICY

The portfolio comprises an equally weighted, actively managed portfolio of approximately 12 highest conviction ideas from the Apollo investment team. While this is a higher risk, and predominantly equity-based portfolio it will at times have exposure to other assets where we see compelling valuations, special situations, themes or geographical opportunities.

RISK PROFILE



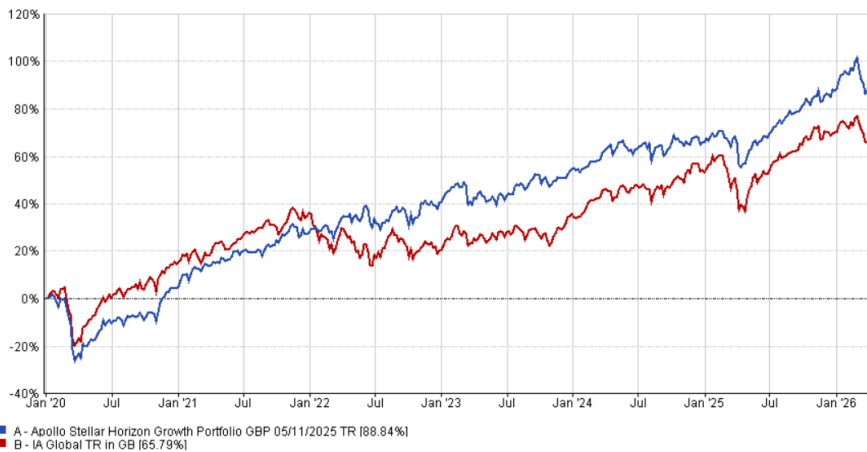
This portfolio is suitable for with a time horizon of over 5 years and who are willing to accept a higher level of investment risk to achieve the potential for equity profile returns. Consequently, the investor is willing to accept fluctuations in their capital value over the short and medium term.

PERFORMANCE	1 Y	3 Y	SINCE LAUNCH	VOL.
Apollo Stellar Horizon Growth Portfolio	13.95%	32.57%	31.16%	8.01%

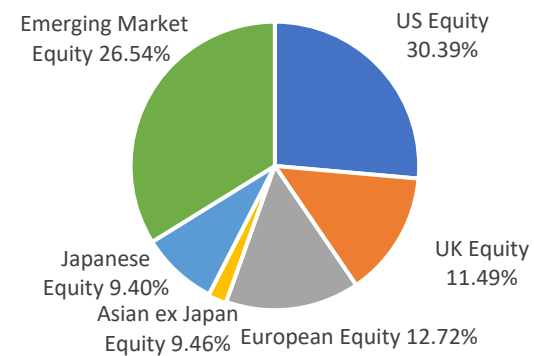
Target Volatility: 12+%

NEUTRAL ASSET ALLOCATION

	MIN	NEUTRAL	MAX
Equity	80%	90%	100%
Bond	0%	0%	15%
Property	0%	4%	20%
Absolute Return	0%	4%	20%
Cash	0%	2%	20%



GEOGRAPHICAL EQUITY ALLOCATION



Source: FE Analytics 30.04.2021 TO 31.03.2026. Performance data includes a back-tested performance over three years, the portfolio was launched on 30.06.23. Performance calculated for the Apollo Stellar Horizon Growth Portfolio is net of underlying fund charges and gross of other fees. Actual performance may vary depending on adviser charges, the platform selected and on fund availability. The benchmark for the Apollo Stellar Horizon Growth Portfolio reference only is the IA Global sector.

Source: Apollo Multi Asset Management LLP as at 31.12.25. Portfolio holdings are based on the Apollo core central portfolio, actual holdings may vary on platform selected.

CORE HOLDING EXAMPLES	STRATEGY	WEIGHT %
Resolution Global Equity	Equity	16.66%
Aberforth Smaller Companies Investment Trust	Equity	8.33%
Polar Capital Global Insurance R Acc GBP in GB	Equity	8.33%
Redwheel Next Generation Emerging Markets Equity R Acc GBP in GB	Equity	8.33%

IMPORTANT FACTS	
Cost of Underlying	0.90%
Annual Management Fee	0.50%

This document is intended for the use of Investment Professionals only and is not for distribution to Retail Clients.

Please remember that the value of your investment may fall as well as rise and is not guaranteed. You may not get back your initial investment. Past performance is not an indicator of future performance. Investment advice should be obtained from an authorised financial advisor. Issued by Apollo Multi Asset Management LLP which is a limited liability partnership registered in England and Wales under registered number OC339180 and is authorised and regulated by the Financial Conduct Authority. Registered office: Chart House, 2 Effingham Road, Reigate, Surrey, RH2 7JN. A list of members is open to inspection at the registered office.